



Year 4/5 Suggested Weekly Timetable: Week Beginning 8th June 2020


These are suggested activities for the week, the timings and days are a guidance only. Please adapt according to weather, mood and enthusiasm!

We are aware that the Chapters of Cogheart are a lot longer and more challenging than Street Child. If your child is struggling to fit in the listening and the task for each day, you could get them to listen to the Chapter the previous day for their Bedtime Story so that they have heard it and are ready to just do the task the next day. Even if they choose to complete the 'Alternative English' task, it would still be lovely for them to listen to the Chapter as a bedtime story anyway.

We're using some tasks from Classroom Secrets for English this week, they have a FREE kids website you can access here: <https://kids.classroomsecrets.co.uk/>

Time Guidance	Monday	Tuesday	Wednesday	Thursday	Friday
30 MINS	<p><u>PE WITH JOE WICKS</u> OR <u>DORSET SCHOOL GAMES DAILY ACTIVITY</u> OR <u>SPS DAILY ACTIVITY</u></p> <p>Log onto: https://www.yourschoolgames.com/sqo/christchuch-and-the-purbecks/ This will give you access to a wide range of activities that you can choose to do every day. There is a document on the Y4 & Y5 Home Learning Tab on the school website (Dorset School Games – Daily Activity) that will help you navigate this site if you need it.</p>				
45 – 60 MINS	<p><u>ENGLISH</u></p> <p><u>Cogheart – Chapter 5</u></p> <p><u>Madame Verdigris</u> Use the worksheet on the School Website to collect your thoughts and ideas.</p>	<p><u>ENGLISH</u></p> <p><u>Cogheart – Chapter 6</u></p> <p><u>Character Comparison</u> Use the worksheet on the School Website to record your thoughts and ideas about the characters of Lily and Robert.</p>	<p><u>ENGLISH</u></p> <p><u>Cogheart – Chapter 7</u></p> <p>Y4 – Paragraphs Worksheet on the School Website Y5 - Commas Worksheet on the School Website</p>	<p><u>ENGLISH</u></p> <p><u>Cogheart – Chapter 8</u></p> <p>Y4 – Fronted Adverbials Worksheet on the School Website Y5 - Commas (2) worksheet on the School Website.</p>	<p><u>ENGLISH</u></p> <p><u>Cogheart - Chapter 9</u></p> <p>Y4 – Pronouns and Conjunctions Worksheet on the School Website Y5 - Pronouns Worksheet on the School Website</p>
	<p><u>ALTERNATIVE ENGLISH (non-internet based)</u></p> <p>Write a description of this setting using powerful vocabulary, adjectives and adverbs.</p>  <p>It shows a wooden railway track running through the tree tops.</p>	<p><u>ALTERNATIVE ENGLISH (non-internet based)</u></p> <p>Write a character description of this character using powerful vocabulary and expanded noun phrases.</p> 	<p><u>ALTERNATIVE ENGLISH (non-internet based)</u></p> <p>Write a story called "Escape from Fern Forest" using the setting/character that you described on Mon/Tues. Make sure it has got 3 clear parts: beginning, middle, end. Use a range of sentence openers, sentence types, conjunctions and word types.</p> <p>Use the Writing Features Mat to help you.</p>	<p><u>ALTERNATIVE ENGLISH (non-internet based)</u></p> <p>Write a diary entry for your best day of Lockdown so far.</p> <p>Make sure you include lots of detail and use powerful words and phrases to show how you were feeling.</p> <p>Illustrate it with a picture.</p>	<p><u>ALTERNATIVE ENGLISH (non-internet based)</u></p> <p>How many words of 2 letters or more can you make from the letters in this word:</p> <p align="center">QUARANTINE</p> <p>Up to 20 words = OK 20-40 words = GOOD 40-60 words = ACE</p> <p>There are actually 218 – you will NEVER find them all!!</p>
30 MINS	<p><u>READING</u></p> <p>Read the 60-seconds read and record how many words you read. If you didn't get through the whole text, finish reading it and then answer the questions on the other side of the sheet. Y4 - Two for One Y5 – Meteor Shower</p>	<p><u>READING</u></p> <p>Read the 60-seconds read and record how many words you read. If you didn't get through the whole text, finish reading it and then answer the questions on the other side of the sheet. Y4 - Unusual Olympics Y5 – Journey into Space</p>	<p><u>READING</u></p> <p>Read the 60-seconds read and record how many words you read. If you didn't get through the whole text, finish reading it and then answer the questions on the other side of the sheet. Y4 - An Egg- cellent comp Y5 – Nine Facts</p>	<p><u>READING</u></p> <p>Read the 60-seconds read and record how many words you read. If you didn't get through the whole text, finish reading it and then answer the questions on the other side of the sheet. Y4 - Breaking News Y5 – Space Times</p>	<p><u>READING</u></p> <p>Log onto:</p> <p>http://flash.topmarks.co.uk/4025</p> <p>Use your deduction skills to read instructions to follow a journey on a map</p>
	<p>IF YOU CAN'T ACCESS THESE RESOURCES ONLINE – READ THE BOOK YOU ARE CURRENTLY READING AND ANSWER SOME QUESTIONS ABOUT IT USING THE QUESTIONS IN THE HOME-SCHOOL BOOK (PAGES 29 & 30)</p>				

<p>45 - 60 MINS</p>	<p style="text-align: center;">MATHS</p> <p>You will find the work for this on the school website in the Y4 & Y5 Home Learning Sections.</p> <p>Year 4 the teaching video is: https://vimeo.com/425565433</p>	<p style="text-align: center;">MATHS</p> <p>You will find the work for this on the school website in the Y4 & Y5 Home Learning Sections.</p> <p>Year 4 the teaching video is: https://vimeo.com/425565628</p>	<p style="text-align: center;">MATHS</p> <p>You will find the work for this on the school website in the Y4 & Y5 Home Learning Sections.</p> <p>Year 4 the teaching video is: https://vimeo.com/425565862</p>	<p style="text-align: center;">MATHS</p> <p>You will find the work for this on the school website in the Y4 & Y5 Home Learning Sections.</p> <p>Year 4 the teaching video is: https://vimeo.com/425565990</p>	<p style="text-align: center;">MATHS</p> <p>Timecards investigations. Look at all the different timecards, can you put them in the correct order? Have fun!</p>
	<p style="text-align: center;">ALTERNATIVE MATHS (non-internet based)</p> <p>Write these fractions as decimals E.g $5/10=0.5$. $2/10$, $7/10$, $4/10$, $9/10$, $6/10$ 1 and $4/10$ & 1 and $6/10$.</p>	<p style="text-align: center;">ALTERNATIVE MATHS (non-internet based)</p> <p>Divide all these numbers by 10. E.g $4 \div 10 = 0.4$ $5 \div 10 =$ $7 \div 10 =$ $8 \div 10 =$ $9 \div 10 =$ $11 \div 10 =$ $13 \div 10 =$ $15 \div 10 =$ $18 \div 10 =$ Check your answers on a calculator.</p>	<p style="text-align: center;">ALTERNATIVE MATHS (non-internet based)</p> <p>Write these fractions as decimals E.g $34/100 = 0.34$ $21/100$, $45/100$, $67/100$, $78/100$, $85/100$ and $97/100$</p>	<p style="text-align: center;">ALTERNATIVE MATHS (non-internet based)</p> <p>Divide all these numbers by 100. E.g $4 \div 100 = 0.04$ $6 \div 100 =$ $8 \div 100 =$ $12 \div 100 =$ $24 \div 100 =$ $30 \div 100 =$ $42 \div 100 =$ $50 \div 100 =$ $61 \div 100 =$ Check your answers on a calculator.</p>	<p style="text-align: center;">ALTERNATIVE MATHS (non-internet based)</p> <p style="text-align: center;">Creepy Crawlies</p> <p>Ross collects lizards, beetles and worms. He has more worms than lizards and beetles together. Altogether in the collection there are twelve heads and twenty-six legs. How many lizards does Ross have?</p>
<p>45 - 60 MINS</p>	<p style="text-align: center;">PHSE</p> <p>Mind Jar Meditation.</p> <p>https://www.youtube.com/watch?v=Bk_qU7l-fcU</p> <p>Follow the instructions to make your own Mind Jar.</p> <p>What you need: Clean small jar with a lid/ clear drinks bottle. Food colouring Glitter PVA glue</p> <p>Method: Fill the jar $\frac{3}{4}$ with WARM water. Add a few drops of food colouring. Add glitter Add good squirt of glue- (more glue = slower the glitter moves) (You can use glitter glue if you have any as this makes the water a little thicker) Fill the jar/bottle and close it tightly Shake well.</p> <p>How to use:</p>	<p style="text-align: center;">HISTORY</p> <p>Michael Faraday</p> <p>Read through the sheets about Michael Faraday's life. Then make a 'fact file' about his life.</p> <p>Remember to include:</p> <ul style="list-style-type: none"> • when he was born • when he died • facts about his family • facts about his home life • interesting facts about him. <p style="text-align: center;">ALTERNATIVE TASK (non-internet Based)</p> <p>Write a biography about a member of your family. If you choose one of your older relatives e.g. a grandparent, you will have lots of information to write about.</p> <p>Remember to include:</p> <ul style="list-style-type: none"> • where and when they were born • when he died • facts about his family • facts about his home life • interesting facts about him. 	<p style="text-align: center;">SCIENCE</p> <p>Follow this link to complete a lesson on magnets and magnetism.</p> <p>https://www.bbc.co.uk/bitesize/articles/zftckmn</p> <p style="text-align: center;">ALTERNATIVE TASK (non-internet Based)</p> <p>Investigation: Which material will keep an ice cube insulated (the coldest) for longest amount of time?</p> <p>Predict: Which material will be the best to keep an ice cube the coldest from: Cotton wool, tin foil, cling film and a dish cloth. Wrap 4 ice cubes in each material. Time every 10 minutes, until the ice cube is melted. Which one was the best? Was your prediction correct? Why was the material the best?</p>	<p style="text-align: center;">ART/DT</p> <p>Follow this link to complete a lesson on Mechanical Systems</p> <p>https://www.bbc.co.uk/bitesize/articles/zkctckmn</p> <p style="text-align: center;">ALTERNATIVE TASK (non-internet Based)</p> <p>Cartoon Buildings. Try to create a cartoon style drawing of your house or flat. Soften the edges, add some curves and use block colours. You do not need to include as much detail or shading detail or shading details for this style. Have fun!</p>	<p style="text-align: center;">FRENCH</p> <p>Follow this link to complete a lesson on clothes and food.</p> <p>https://www.bbc.co.uk/bitesize/articles/zn7vrqt</p> <p style="text-align: center;">ALTERNATIVE TASK (non-internet Based)</p> <p>Can you have a go at saying some French colours. The list of different colours is at the bottom of the timetable.</p> <p>Can you describe some of the items in your house using the French colours</p> <p style="text-align: center;">e.g. c'est bleu (trousers) c'est rouge (cup)</p>

	<p>If you become upset in any way, shake the jar/bottle and put it down. Watch as the glitter swirls and as this happens take in a good slow, deep breath. Each deep breath you take, your heart will start to beat a little slower, and you will start to feel calm.</p>				
20-30 MINS	<p><u>ONLINE LEARNING</u></p> <ul style="list-style-type: none"> ▪ TTRS ▪ BBC BITE SIZE ▪ SUPER MOVERS 	<p><u>ONLINE LEARNING</u></p> <ul style="list-style-type: none"> ▪ TTRS ▪ BBC BITE SIZE ▪ SUPER MOVERS 	<p><u>ONLINE LEARNING</u></p> <ul style="list-style-type: none"> ▪ TTRS ▪ BBC BITE SIZE ▪ SUPER MOVERS 	<p><u>ONLINE LEARNING</u></p> <ul style="list-style-type: none"> ▪ TTRS ▪ BBC BITE SIZE ▪ SUPER MOVERS 	<p><u>ONLINE LEARNING</u></p> <ul style="list-style-type: none"> ▪ TTRS ▪ BBC BITE SIZE ▪ SUPER MOVERS

English	French	Phonetic Pronunciation
blue	bleu	bluh
orange	orange	oronjh
red	rouge	roojh
green	vert	vair
black	noir	nwar
purple	violet	veeolay
white	blanc	blong
yellow	jaune	jhon
pink	rose	roz
brown	marron	marong
grey	gris	gree