

Art and Design

A Guide to Perspective Drawing

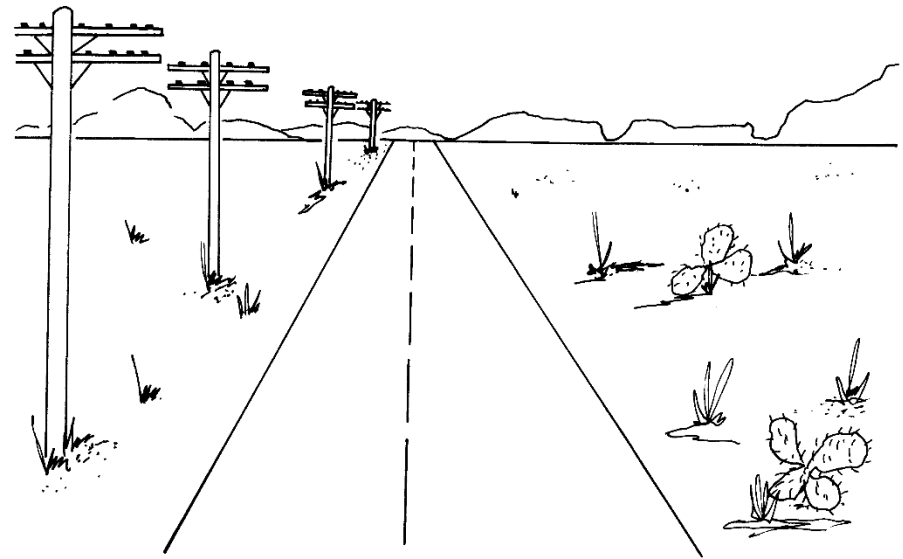
twinkl

What is Perspective Drawing?

Perspective drawing brings two dimensional drawings and paintings to life.

Perspective drawings make 2D objects appear three dimensional.

This makes the picture more realistic as it appears to get further away.



One-Point Perspective

A one-point perspective drawing means that the lines of perspective will eventually meet at one point.

This point is called the vanishing point.

This is usually directly in front of the viewer's eye.

One-point perspective is often used to draw street scenes, roads and rail tracks.




The Horizon Line

The horizon line represents where the sky meets the land or sea in a picture.

This line is important to remember as the vanishing point will often sit on the horizon line.

Typically it is in line with the viewers eye level.



Examples

Think about where your eye is drawn to...




Photo courtesy of Small Metal Box (@[flickr.com](https://www.flickr.com/photos/smallmetalbox/)) - granted under creative commons licence

Key Points

- Shapes that face the viewer are drawn in accurate form.
- Shapes that travel into the distance follow the perspective lines in the direction of the vanishing point.
- A ruler will help mark out accurate guidelines.

Activity 1


Can you identify the vanishing point, horizon line and the lines of perspective in this image?



Activity 1

Can you identify the vanishing point, horizon line and the lines of perspective in this image?

The horizon line



The vanishing point

Lines of perspective

Activity 2

Think about what Ade might see outside his flat window.
Draw your very own one point perspective drawing.

Handy tips

- Use a ruler to draw faint guidelines to show the vanishing point, horizon line and lines of perspective.
- Think carefully about your image-are you going to draw a range of buildings (tower blocks, shops, shared gardens, roads, collapsed buildings)?
- Watch the video to see what you should draw first-the horizon, the vanishing point, the largest object in your drawing?

