

To help you support your child in school we would like to remind you of the following:

- Please remember to label EVERYTHING that your child brings to school so that it doesn't get lost or mixed up with the other children's belongings.
- Remember we are a healthy school and so all snacks and drinks must be healthy eg. fruit, vegetables and water. If you would like your child to have free milk then please complete the milk form on the website www.coolmilk.co.uk. Please ensure that there are NO nuts in your child's snack as we have children in our school with a nut allergy. Thank you.
- If your child has a favourite book at home, please can you bring it in so we can share it with the rest of the class.
- We sing lots of nursery rhymes and we would like you to continue to sing these at home. (See attached list)

If you would like to help in school as a volunteer, then please see the office staff so that police checks (DBS) can be made and an induction arranged with Mrs Frampton.

If you have any queries then please see your child's key worker, Mrs Fever.

Thank you

Somerford Primary School
Goslings Curriculum News
Autumn Term 2017



This leaflet is designed to give you information about your child's learning this term with some ideas about how you can support them at home.

Overview:

**First Half Term: All About Me
Nursery Rhymes**




**Second Half Term: Changes Around Us
Nativity**

Important Dates:

Parents evening - week beginning 16th October

Staff Training - 29th September 2017

Harvest Festival for Food Bank (Non Uniform Day)

<p>Personal, Social, and Emotional Development</p> <p>The children will be learning to:</p> <ul style="list-style-type: none"> • Play in a group, developing their ideas. • Initiate play, that includes others. • Demonstrate friendly behaviour. • Initiate conversations. • Form good relationships with others. • Be confident asking adults for help. • Select and use activities and resources with some help. 	<p>Mathematics</p> <p>The children will be learning to:</p> <ul style="list-style-type: none"> • Use some number names and number language with increasing independence. • Use some number names accurately in play. • Recite numbers in order to 10. • Begin to represent numbers accurately using finger marks on paper or pictures. 	<p>Literacy</p> <p>The children will be learning to:</p> <ul style="list-style-type: none"> • Enjoy rhyme and rhythmic activities. • Show an awareness of rhyme. • Listen to and join in with stories and poems. • Show an interest in print and illustrations within books and labels. • Handle books carefully and respectfully. • Develop confidence with their speaking skills. • Speak in longer, fuller sentences. • Increase their vocabulary range.
<p>RE</p> <p>The children will be learning to:</p> <ul style="list-style-type: none"> • Say please and thank you • Be kind to others • Develop their awareness of others • Think about Harvest as a special time to say thank you to others eg farmers. 		
<p>Communication and Language</p> <p>The children will be learning to:</p> <ul style="list-style-type: none"> • Join in with repeated lines from known rhymes, stories and songs. • Show an understanding of 'position words' such as under, on, below, next to. 	<p>Expressive Arts and Design</p> <p>The children will be learning to:</p> <ul style="list-style-type: none"> • Build stories around toys. • Use resources to make props for the role-play area. • Enjoy a range of art resources including paints, play dough etc. 	<p>Physical development</p> <p>The children will be learning to:</p> <ul style="list-style-type: none"> • Move freely and following instructions such as crawling, jumping and hopping. • Move safely, aware of their and others body space. • Take turns politely. • Develop skills of stop, start and balance.
<p>Understanding the World</p> <p>The children will be learning to:</p> <ul style="list-style-type: none"> • Comment and ask questions about the world around them. • Develop their curiosity. • Respect all forms of life including animals. 		<p>How you can help?</p> <ul style="list-style-type: none"> • Sing the alphabet together • Count up to ten. Count objects around the house or when you are out and about. • Sing different nursery rhymes together. Ask your child which rhymes they have been singing in Goslings. (See attached) • Try to find different shapes in the local environment. Can they see a square/ circle/ triangle?